

1

2

3

4

5

6

A

A

B

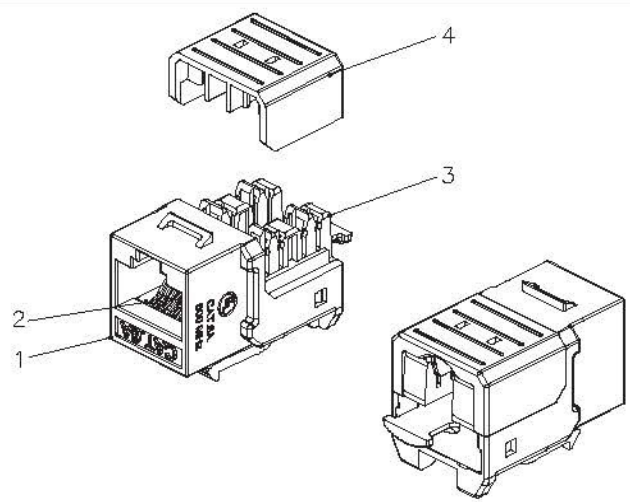
B

C

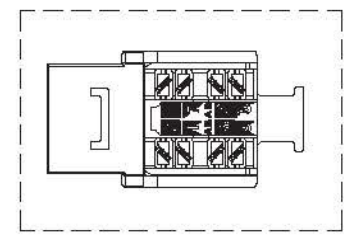
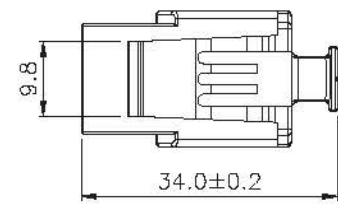
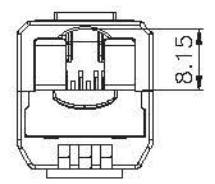
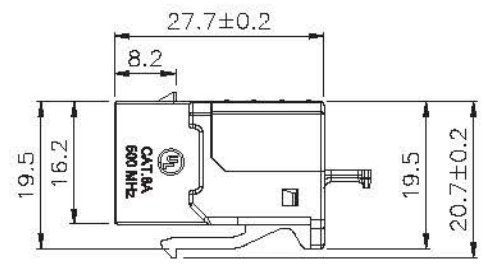
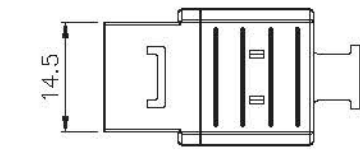
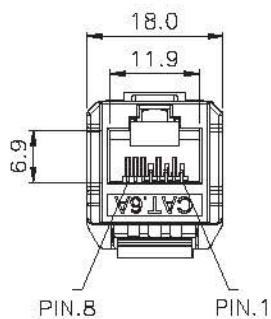
C

D

D



SCALE 1/1



Specification :

Material :

- 1. RJ45 Jack :
  - 1-1. Housing : ABS+PC, UL 94-V0, with optional color.
  - 1-2. Contact Bracket : PBT+Glass Fiber, UL 94V-0, with black color.
- 2. RJ45 Jack Contact :
  - 2-1. Material : Phosphor Bronze with Nickel plated.
  - 2-2. Finish : 50 micro-inch Gold plated on Plug contact area.
- 3. IDC :
  - 3-1. Housing : PC+Glass Fiber, Grey color(RAL7035), UL 94V-2.
  - 3-2. Terminal : Phosphor Bronze with Tin plated.
- 4. IDC Cap : PC 1250Y UL 94V-2, Transparent black.
- 5. PCB : FR4, UL 94V-0.

Performance :

- a. T568A & T568B wiring.
- b. Insertion Force : 20N max. (IEC 60603-7-4).
- c. Retention Strength : 7.7 kg between Jack and Plug.
- d. Operating temperature : -10°C to 60°C. (ISO/IEC 11801, ANSI/TIA 568 C.2)
- e. Life(mating cycles) :
  - e-1. Jack : 750 cycles min. (ISO/IEC 11801, IEC 60603-7-4.)
  - e-2. IDC : Suitable for 23-26 AWG stranded and solid wire, compatible with 110 punch down tool.
- f. The Cat.6A transmission performance is in compliance with the ANSI/TIA 568 C.2 standard.

Remark : AADCD01115030XX

(1)

(1)XX : Housing Color  
01=Black, 05=White,

|   |   |             |                        |  |                                       |
|---|---|-------------|------------------------|--|---------------------------------------|
| GENERAL TOLERANCE OF DIMENSIONS<br>X.XXX ±0.005<br>X.XX ±0.05<br>X.X ±0.1 | DRAWING   | 04.JUL.2014 | WESLEY                 |  |                                       |
|   | CHECK   | 04.JUL.2014 | DAY                    |  |                                       |
|   | APPROVAL  | 04.JUL.2014 | JAIMY                  | <small>www.allconnectors.de<br/>Tel.: 0049 711 700908<br/>70794 Filderstadt, Germany</small> |                                       |
|   |   | DATE        | NAME                   | ITEM NO.: <b>3J01-A01-00026</b>  |                                       |
|   | SCALE   | 1/1 (A4)    | UNIT                   | mm   | DES.: CAT.6A UNSHIELDED KEYSTONE JACK |
|   | DRAWING NO. AADCD01115030XX KJ32-C6A-US-XX(SA4) |             | DRAWING CLASSIFICATION |  | S                                     |
|   | DRAWING CLASSIFICATION                          |             | S                      | SHEET  | 1 OF 1                                |